

Voting by Mail in Texas



Use this checklist to make sure you complete every step of the vote by mail process.

Who can vote by mail?

You can vote by mail if you are:

- 65 years or older
- Sick or disabled
- Out of the county during early voting and on Election Day
- Expecting to give birth within 3 weeks before or after Election Day
- In jail, but otherwise eligible to vote.

Need help?

Election Protection Hotline	866ourvote.org 866-687-8683
Contact the Secretary of State or track your ballot at	VoteTexas.gov 800-252-VOTE
Learn more about voting by mail at	lwwtexas.org VOTE411.org
Call the Fort Bend County Elections office at	281-341-8670

How to apply to vote by mail

1. Get an application

- ☐ **Download and print the application** from VoteTexas.gov. Applications are available in English and Spanish. **If you print the application you must place it in your own envelope and add postage.** Mailing Address: EARLY VOTING CLERK, 301 Jackson St. Richmond, Texas 77469
- OR**
- ☐ **Call to request an application** from the Fort Bend County Elections office at (281) 341-8670.

2. Fill out the application - Provide all the required information

1. Voter information

- ☐ **DO provide your contact information**, in case there's an issue with your application.
- ☐ Your ID numbers
 - Your TX Drivers License or TX Personal ID number **AND**
 - The last 4 digits of your Social Security Number

2. Mail my ballot to

- ☐ The mailing address where you want your ballot to be sent.

3. Reason for voting by mail

- ☐ Your reason for voting by mail.
- ☐ Have a disability? Remember to check the box that says "Disability".

4. Send me a ballot for the following elections

- ☐ Mark which election you are applying to vote by mail in.
- ☐ If you are 65 or older, are sick, or are disabled, you can check the "Annual Application" box to receive ballots for all mail elections until the end of the calendar year.
- ☐ **In even years, mark the Primary AND Any Resulting Runoff election you want to vote in.**

5. Sign here

- ☐ Sign and date the application.

6. Assistant and Witness

- ☐ If somebody assisted you with this application or witnessed your signature or mark, they must complete this section.

3. Return your application as soon as you can

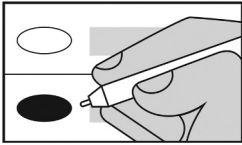
Your application **must be received** 11 days or more before Election Day. You can:

- ☐ **Mail your application** to : Mailing address: **Early Voting Clerk, 301 Jackson Street, Richmond TX 77469 .** Remember: **track your application at VoteTexas.gov** (You may send via U.S. Postal Service or FedEx or UPS.) **OR**
- ☐ **Bring your application** to your **County Elections Office:** 4520 Reading Rd, Suite A-400, Rosenberg TX 77471.

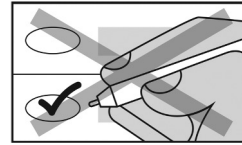
How to mark and return your ballot

Expect your ballot to arrive about 30-45 days before Election Day. Remember to **track your ballot** at VoteTexas.gov!

1. Mark and pack your ballot



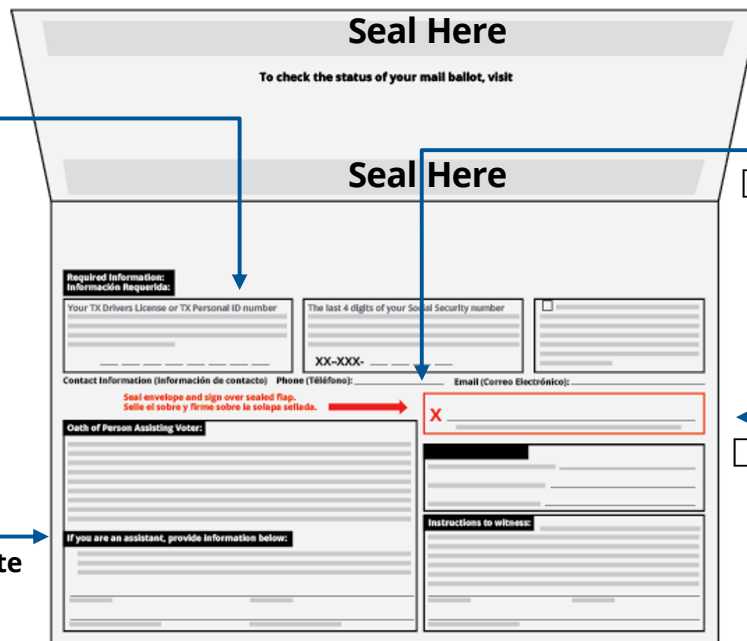
Mark your ballot with a black or blue pen.
Fill in the ovals completely.



No checks, X's, or circles.

- ☐ Put your ballot in the ballot envelope and seal it. Put **only 1 ballot** in the ballot envelope.
- ☐ Place the ballot envelope in the carrier envelope. Don't seal it yet!

2. Fill out the carrier envelope - Provide all the required information



- ☐ **Your ID numbers**
 - Your TX Drivers License or TX Personal ID number
 - AND**
 - The last 4 digits of your Social Security number

- ☐ **Your contact information**, in case there's an issue with your ballot.

If an Assistant helped you complete your ballot, they must:

- ☐ Read the oath
- ☐ Circle "No" for compensation.
It is illegal to receive compensation for providing assistance.
- ☐ Print and sign the Assistant's name
- ☐ Write the Assistant's relationship to the voter
- ☐ Write the Assistant's address

- ☐ **Seal the envelope-**
top and bottom.
Then **sign your**
name over the flap.

If you're unable to sign or make a mark, your Witness must:

- ☐ Print the voter's name
- ☐ Check that the voter can't make a mark
- ☐ Print and sign the Witness' name
- ☐ Write the Witness' address

3. Return your ballot as soon as you can

Your ballot must be **received** by 7:00 pm on Election Day. You can do 1 of the following:

- ☐ **Mail your ballot** by US Postal Service. If you aren't sure how many stamps to put, use 2 stamps to be safe. **You can also use FedEx, UPS, or DHL to return your ballot.**
 - ☐ **Hand deliver your ballot in person.** You can only hand deliver your ballot to your main County Election Office on Election Day while polls are open. You must show photo ID. 4520 Reading Rd, Ste A-400, Rosenberg TX 77471
 - ☐ **Vote in person instead**
 - Take your mail ballot to your polling place during Early Voting or on Election Day, and you can vote a regular ballot.
 - If you lose or forget your mail ballot, you can vote using a provisional ballot.
 - ☐ **Remember to track your ballot at VoteTexas.gov!** Or by calling the County Election Office at (281) 341-8670.